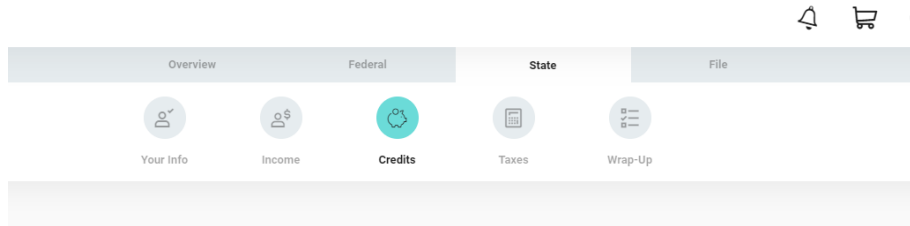
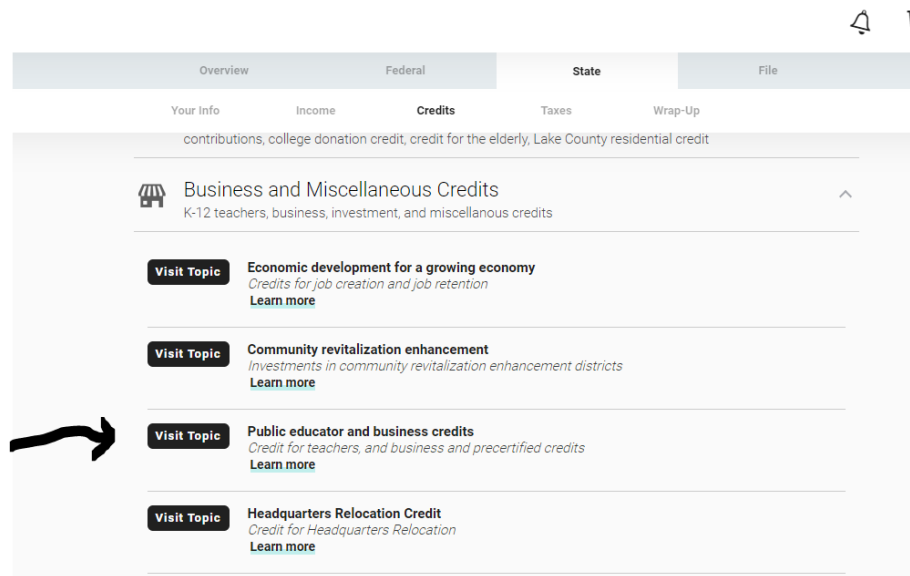


# INSTRUCTIONS FOR ENTERING YOUR TAX CREDIT CERTIFICATION NUMBER IN HR BLOCK ONLINE SOFTWARE 2020 TAX YEAR:

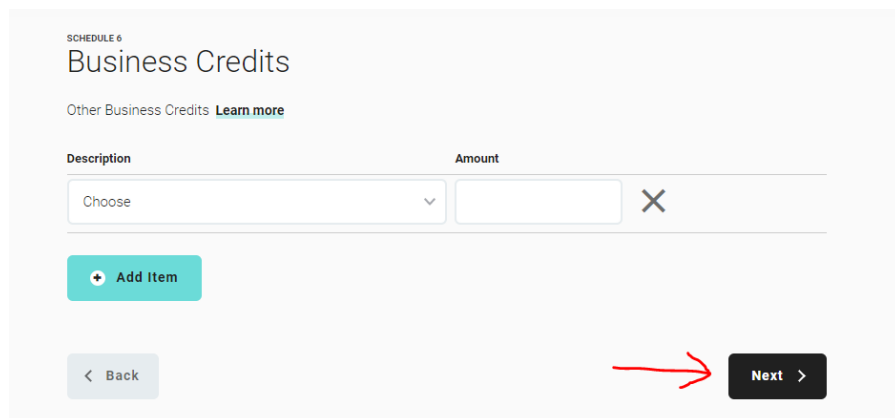
1. Go to Credits on the State Return



2. Click on Business and Miscellaneous Credits and select Public educator and business credits



3. When you see the screen that says Business Credits, click "next"



4. On the “Other Certified Credits” screen, chose 849 School Scholarship from the drop down. Add the year that you made the donation in the Cert year column, the certification number from your receipt, and the credit amount. If you have more than one donation (certification number), click “add item” and fill out the same columns for each donation.

Overview Federal State File

Your Info Income Credits Taxes Wrap-Up

SCHEDULE IN-OCC  
Other Certified Credits

Tell us about your school scholarship, Hoosier Business Investment, and natural gas credits. You can find this information on your certification letter or Schedule K-1.

Three-digit code	Federal ID number (if credit is from a Schedule K-1)	Cert year	Certification or project number and PIN	Credit amount	
Choose					X
Choose					X

+ Add Item

< Back

Next >